



LIVINGSTON HORSE SHOW ASSOCIATION

EST. 1986

**Approved by the  
Livingston Horse Show Association  
General Members & Board of Directors**

## Contents

<b>ASSOCIATION SUMMARY</b> .....	1
<b>2024 Board of Directors</b> .....	2
<b>MEMBERSHIP WORK HOURS</b> .....	3
<b>SPONSORS AND SADDLES</b> .....	4
<b>RULES, REGULATIONS, GENERAL PROVISIONS OF THE LIVINGSTON HORSE SHOW ASSOCIATION</b> .....	5
<b>SHOW APPROVAL</b> .....	5
<b>AGE GROUPS</b> .....	5
<b>APPROVED EVENTS</b> .....	6
<b>NOVICE</b> .....	7
<b>EQUESTRIANS WITH DISABILITIES</b> .....	10
<b>EQUIPMENT &amp; ATTIRE</b> .....	10
<b>JUDGES</b> .....	122
<b>POINT SYSTEM</b> .....	122
<b>GENERAL CONTEST RULES</b> .....	133
<b>HALTER</b> .....	166
<b>JUDGED EVENTS</b> .....	177
<b>SHOWMANSHIP AT HALTER</b> .....	177
<b>APPEARANCE OF THE HORSE</b> .....	188
<b>APPEARANCE OF EXHIBITOR</b> .....	189
<b>SHOWING HORSE IN RING</b> .....	189
<b>TRAIL</b> .....	20
<b>WALK-TROT</b> .....	211
<b>WESTERN PLEASURE</b> .....	222
<b>HORSEMANSHIP</b> .....	233
<b>RANCH PLEASURE</b> .....	244
<b>RANCH PLEASURE PATTERNS</b> .....	255
<b>RANCH PLEASURE GAITS</b> .....	266
<b>RANCH PLEASURE CREDITS AND PENALTIES</b> .....	277
<b>RANCH CLASS REQUIREMENTS</b> .....	288

<b>RANCH RIDING APPAREL AND EQUIPMENT .....</b>	<b>29</b>
<b>RANCH RIDING PENALTIES.....</b>	<b>30</b>
<b>HUNTER UNDER SADDLE .....</b>	<b>31</b>
<b>HUNT SEAT EQUITATION.....</b>	<b>31</b>
<b>QUADRANGLE STAKE RACE .....</b>	<b>35</b>
<b>QUADRANGLE STAKE RACE PATTERN.....</b>	<b>36</b>
<b>FIGURE EIGHT STAKE RACE .....</b>	<b>366</b>
<b>POLE BENDING PATTERN.....</b>	<b>388</b>
<b>BARREL RACING.....</b>	<b>399</b>
<b>BARREL RACING PATTERN.....</b>	<b>40</b>
<b>STRAIGHT-AWAY BARREL RACE.....</b>	<b>40</b>
<b>STRAIGHT-AWAY BARREL RACE PATTERN.....</b>	<b>41</b>
<b>ARENA RACE.....</b>	<b>42</b>
<b>ARENA RACE PATTERN.....</b>	<b>42</b>
<b>SHOW AWARDS.....</b>	<b>43</b>
<b>ANNUAL AWARDS.....</b>	<b>43</b>
<b>BELT BUCKLE AWARDS.....</b>	<b>43</b>
<b>GIFT CERTIFICATE AWARDS.....</b>	<b>44</b>
<b>SADDLE AWARDS.....</b>	<b>44</b>
<b>SPECIAL AWARDS.....</b>	<b>44</b>
<b>NOVICE AWARDS.....</b>	<b>45</b>
<b>LIFETIME AWARDS.....</b>	<b>45</b>
<b>EWD MEDICAL RELEASE FORM.....</b>	<b>46</b>

# 2024 LIVINGSTON HORSE SHOW ASSOCIATION RULE BOOK

## ASSOCIATION SUMMARY

The Livingston Horse Show Association was organized in 1986 to bring together owners and those interested in horses to promote better and more uniform horse shows and to serve as an information center for its members and the general public on matters pertaining to shows, contests, and projects designed in better aiding the horse show business.

The Association is open to all breeds of horses and is designed to promote better continuity in the horse shows approved by the Association. It is the aim of LHSA to have available such services to aid the show manager in the many aspects of horse shows.

The Board of Directors of the Association is comprised of the following officers:

<b>President</b>	<b>Judges</b>	<b>Membership</b>
<b>Vice President</b>	<b>Liaison</b>	<b>Publicity</b>
<b>Secretary</b>	<b>Rules</b>	<b>Ways and Means</b>
<b>Treasurer</b>	<b>Awards</b>	

Pursuant to the LHSA Charter and Bylaws, an election is held at the end of each year for the purpose of selecting designated officers for the upcoming year.

In accordance with Association Bylaws, the President, Vice President, Secretary, and Treasurer must be residents of Livingston Parish.

In accordance with the Association Bylaws, there must be a total of **ten** shows each year.

**In accordance with the Association Bylaws, no drugs or alcohol is allowed on any premises or functions held by the Association.**

# 2024 Board of Directors

## President

Kevin Macaluso

Phone:

225-963-0128

Email:

[kmacaluso27@yahoo.com](mailto:kmacaluso27@yahoo.com)

## Vice President

Brandi Sibley

Phone:

225-773-5504

Email:

[brandi\\_sibley@hotmail.com](mailto:brandi_sibley@hotmail.com)

## Secretary

Alana Macaluso

Phone:

225-963-0129

Email:

[alana\\_macaluso@yahoo.com](mailto:alana_macaluso@yahoo.com)

## Treasurer

Kim Dees

Phone:

225-209-1122

Email:

[kdees@hoodautogroup.com](mailto:kdees@hoodautogroup.com)

## Awards

Donna Barnum

Phone:

985-634-8537

Email:

[Barnum524@gmail.com](mailto:Barnum524@gmail.com)

## Judges

Drew Dees

Phone:

985-634-8537

Email:

[livingstonfarmssupply@gmail.com](mailto:livingstonfarmssupply@gmail.com)

## Membership

Patsy Arnaud

Phone:

225-413-0430

Email:

[patsyscavone@gmail.com](mailto:patsyscavone@gmail.com)

## Public Relations

Jacob Bankston

Phone:

985-351-2143

Email:

[jacobsbankston@yahoo.com](mailto:jacobsbankston@yahoo.com)

## Rules

Dr. Neely Heidorn

Phone:

225-200-6321

Email:

[nheidorn@agcenter.lsu.edu](mailto:nheidorn@agcenter.lsu.edu)

## Media Liaison

Stephanie Perdue

Phone:

601-748-5800

Email:

[Stephanie.signhere@gmail.com](mailto:Stephanie.signhere@gmail.com)

## Ways & Means

Rachel Mitchell

Phone:

985-514-3130

Email:

[mitchellranchholden@gmail.com](mailto:mitchellranchholden@gmail.com)

## Equestrians with Disabilities

Brittney Barnett

Phone:

225-810-9928

Email:

[Queenb\\_90@hotmail.com](mailto:Queenb_90@hotmail.com)

# **ASSOCIATION FEES**

## **MEMBERSHIP FEE**

Memberships are as follows: Single \$25.00 Family \$50.00

## **SPONSORSHIP FEE**

There is a \$25.00 sponsorship per family.

**Both fees must be paid to accumulate points and earn awards.**

## **MEMBERSHIP WORK HOURS**

Each rider must volunteer to work a minimum of one (1) class per family per show. There will be a sign-up sheet at the desk. Failure to meet required volunteer time will result in a \$75.00 per riding member charge.

## SPONSORS AND SADDLES

It is very important for the association to have award donations from our sponsors. This is how we award the lifetime awards, participation awards, and other awards each year.

Here is how it is currently set up to award the High Point Saddles:

Each age group is responsible for getting the sponsors for their own age group. (Meaning: If Peanuts and Pee Wees are able to get all of their saddles sponsored, but the Seniors do not get any sponsored; Peanuts and Pee Wees WILL get their saddles and Seniors will get buckles instead. We will not keep other age groups from getting the awards they worked hard to obtain sponsors for. The member earning Champion and Reserve Champion saddles are responsible for securing their own sponsorships. Other awards are available for the Champion and Reserve Champion if they are not interested in a saddle.)

Our goal is to award Saddles for High Point Judged Event Champions, and High Point Timed Event Champions in each age group.

If riders are able to obtain sponsors for Reserve Champion Saddles, they will be awarded as well. No saddles past Reserve Champion will be awarded.

Saddle sponsors are any person or business donating \$100 or more. A full saddle is \$650 and a half saddle sponsor is \$325. Saddle sponsors are announced several times at each show, are listed on the website and will be placed on a banner at the awards banquet.

Any donation less than \$100 will be recognized as an “other awards” sponsor. It is just as important to get these donations so that we can give away as many great awards as possible, so if you have a sponsor who cannot donate a large amount, that’s fine too. No amount is too small!



Donations are tax deductible, and if you need a sponsor letter, please see the sign-up desk, print a form from the website, or ask a board member.

If there are any questions about any sponsorships and their requirements please speak with a board member.

## **RULES, REGULATIONS, GENERAL PROVISIONS OF THE LIVINGSTON HORSE SHOW ASSOCIATION**

### **SHOW APPROVAL**

- A. Requests for all LHSA approved shows must be in writing.
- B. All LHSA approved day shows will start promptly at 8:00 a.m. There will be a 15-minute break following Sr. Showmanship at Halter.
- C. There will be at least a 15-minute break between Performance classes and Timed Events, depending on the need to water the arena.
- D. Timed Event classes will not begin before 2:00 p.m.
- E. Books will close at 7:45 a.m. for Hunter Under Saddle and 8:45 am for Halter classes. A **\$5.00** late fee will be assessed for those signing up past closing time, no exceptions. No halter entries will be accepted for a class that has been called and no class will be held up to wait for late entries. For all other events, you must be signed up **BEFORE** Juniors of the prior class.

### **AGE GROUPS**

- A. Ages will be counted as of January 1<sup>st</sup> of the current year and will be divided into four groups as follows:
  - 1. Peanut - 9 years and under
  - 2. Pee Wee - 10 through 13 years
  - 3. Junior - 14 through 18 years
  - 4. Senior - 19 years and older

- B. Proof of age will be required upon request by the President.
- C. Family memberships include parents or guardians and dependent children (children 18-21 years old must meet dependent requirements).

## **APPROVED EVENTS**

Livingston Horse Show Association will approve the following events on which points will be kept.

A. **Halter** (two age groups: 2 & Under; 3 & Over)

1. Stallions
2. Mares
3. Geldings
4. Weanling Stallions (starts in July)
5. Weanling Fillies (starts in July)
6. Youth Mares (Youth ages 18 & Under. All age horses)
7. Youth Geldings (Youth ages 18 & Under. All age horses)
8. Mini Horses (All age exhibitors, All age & sex horses, \*TRIAL\*)

B. **Performance and Time Events** – the following classes will each be divided into the four age groups as mentioned above.

**Judged Events**

Showmanship at Halter  
Trail  
Walk-Trot  
Western Pleasure  
Horsemanship  
Ranch Pleasure

**Timed Events**

Quadrangle Stakes  
Figure 8 Stake Race  
Pole Bending  
Barrel Race  
Straight-Away Barrel Race  
Arena Race

C. **Novice Classes** – the following classes will be run without regard to the age of the horse or rider. The rider must be eligible as defined in Novice Rules.

1. Walk-Trot
2. Western Pleasure
3. Barrel Race

- D. **Novice Horse** – the following classes will be run without regard to the age of the rider. Horse must be four years old or younger.
1. Novice Horse Walk-Trot
  2. Novice Horse Western Pleasure
- E. **Green Walk Trot Classes** - the following classes will be run without regard to the age of the rider or horse. The rider must NOT lope in any other classes for that show (judged or timed) and will not be eligible to compete in the Green Walk Trot class once they begin loping. Points earned in Green Walk Trot classes will not count for year-end awards.
1. Green Walk-Trot
  2. Green Walk-Trot Horsemanship
  3. Green Walk-Trot Trail
- F. **All Age Classes** - the following classes will not be divided into age groups until a minimum participation number has been reached and approved by the board.
1. Ranch Riding
  2. Hunter Under Saddle
  3. Hunt Seat Equitation

## **NOVICE**

### **RULES AND REGULATIONS APPLICABLE TO NOVICE CLASSES.**

- A. Definitions of eligibility for Novice Classes:
1. **Novice Rider:** An individual who has been awarded 50 Novice points (as described below) or a 50- point Belt Buckle from LHSA or similar award from other locally recognized clubs shall be ineligible to compete as a Novice. No trainers or individuals compensated (anything of monetary value) in the last 36 months for riding, training, or instructing may compete in the Novice Classes.

2. **Novice Walk-Trot:** If an individual has accumulated a total of 50 Novice points in Novice Walk-Trot or Novice Western Pleasure, that person is not eligible to enter Novice Walk-Trot. However, if an individual is eligible to enter Novice Walk-Trot at the beginning of a show season, that competitor may finish the season in this Novice Class.
  
  3. **Novice Western Pleasure:** If an individual has accumulated a total of 50 Novice points in Novice Walk-Trot or Novice Western Pleasure, that person is not eligible to enter Novice Western Pleasure. However, if an individual is eligible to enter Novice Western Pleasure at the beginning of a show season, that competitor may finish the season in this Novice Class.
  
  4. **Novice Barrel Race:** If an individual has accumulated 50 Novice points in Novice Barrels, that person is not eligible to enter Novice Barrels. However, if an individual is eligible to enter Novice Barrels at the beginning of a show season, that competitor may finish the season in this Novice Class.
  
  5. **Novice Horse Classes:** A novice horse is defined to be 4 years old or younger. Classes for novice horses include Novice Horse Walk-Trot and Novice Horse Western Pleasure. These classes will be judged, and ribbons will be awarded for first through fifth places. However, no points will be awarded for these classes and there will be no year-end awards for Novice Horse Classes. If a horse's age is in question, registration papers or coggins test will be made available upon request to verify the eligibility of the horse.
- B. Novice Class rules and/or patterns will follow those of the appropriate pointed class.
- C. All ages may compete in the Novice Rider Classes.

- D. Novice Class points will not count toward year-end high point or lifetime total points awards in the four age groups listed in Age Groups. However, points will be accumulated toward any year-end awards deemed appropriate by the Board of Directors.

## **EQUESTRIANS WITH DISABILITIES**

- A. To qualify to participate in EWD classes the member must have appropriate documentation from their attending physician stating their overall health allows them to participate in equestrian activities AND that they qualify for EWD accommodations, details regarding diagnosis or reasons for needing EWD accommodations DO NOT need to be included in the documentation (please see included form).
- B. To ensure the safety of EWD exhibitors if non-traditional equestrian equipment is required to allow participation that equipment needs to be documented in above mentioned form and needs to follow safety standards of the EWD community.
- C. All EWD participants will be eligible to ride in standard age appropriate classes according to the published rules AND/OR in EWD specific classes. If a member wishes to participate in both categories a double entry fee will be charged.
- D. All EWD classes will be run concurrent with the standard age division (Meaning: EWD exhibitors will not compete in separate classes, they will participate with the rest of their age division)
- E. Points will be accrued as published below. EWD exhibitors will earn year end and lifetime points in a separate division and be eligible for year end and lifetime awards. If they choose to double enter, points will be accrued in the standard age division as well as the EWD division.
- F. All other association rules will be followed, if you have any questions please refer to the board.

## EQUIPMENT AND ATTIRE

- A. In Halter and Performance Classes, it is mandatory to wear appropriate Western or English attire including western hat and western boots or hard hats with chin straps and field boots. The hat/helmet must be on the rider's head when he enters the arena. Spurs and chaps are optional. Spaghetti strap and/or strapless shirts are not allowed in timed events. All tops must always cover undergarments. The Board may ask you to change if these rules are not kept.
- B. A short sleeved western style shirt with collar is allowed all season. For English classes exhibitors should wear coats of any tweed or melt on (conservative wash jackets in season), britches in traditional shades of buff, gray, rust, beige or canary, English boots or Jodhpur boots. English style long or short sleeved collared shirts are approved in lieu of a coat.
- C. Whenever this rule book refers to Hackamore, it means the use only of a rawhide braided, leather braided, or rope bosal. It does not refer to a so-called mechanical Hackamore. Absolutely no iron will be permitted under the jaws regardless of how padded or covered.
- D. Whenever this rule book refers to Romal, it means an extension of braided material attached to closed reins.
1. This extension is allowed to be carried in the free hand with a 16-inch spacing between the reining hand and the free hand holding the Romal.
  2. The Romal shall not be used forward of the cinch or used to signal or cue the horse in any way. Any infraction of this rule shall be penalized severely by the judge.
  3. Hands should be around reins. One finger between the reins is permitted.

- E. In all Performance Classes, the horse will be shown in a stock saddle. Silver equipment will not count over a good working outfit. A hackamore or curb, snaffle, half-bred, or spade bit is permissible. Chain curbs are permissible but must meet the approval of the Judge, must be at least one-half inch in width, and must lie flat against the jaw of the horse.

**Optional Equipment:**

1. Rope or riata.
2. Hobbles-attached to saddle.
3. Tapaderos.
4. Lip Chains in Halter (Yearlings and older)

**Prohibited Equipment:**

1. Wire curbs regardless of how padded.
  2. Any chin strap narrower than ½ inch.
  3. Martingales, nose bands, or tie downs.
  4. Side pulls.
  5. Any boots on horse in Trail, Walk-Trot, or Western Pleasure
  6. No exhibitor 18 years old or younger may be tied, buckled, or fastened in the saddle in any manner or by any means during youth or novice youth competition.
- F. In English Performance Classes, Clean English forward hunting or dressage saddles are required. Saddles may have suede seat and/or inserts on the skirts. An English snaffle (no shank), kimberwick, pelham and/or full bridle (with two reins), all with cavesson nosebands and plain leather brow bands, must be used. In reference to mouthpieces, nothing may protrude below the mouthpiece (bar). Solid and broken mouthpieces may have a port no higher than 1-1/2 inches. On broken mouthpieces only, connecting rings of 1-1/4 inches or less in diameter or connecting flat bar of 3/8 to 3/4 inches (measured top to bottom with a maximum length of 2 inches) which lies flat in the horse's mouth, is acceptable. All mouthpieces must be a minimum of 5/16 inches in diameter snaffles to be measured 1 inch in from the cheek or ring. Smooth round, slow twist, corkscrew, single twisted wire, double twisted wire mouthpieces and straight bar or solid mouthpieces with a maximum of 1-1/2 inches high ports are allowed.

## **JUDGES**

- A. All judges must be approved by the LHSAs Board of Directors before they may judge a LHSAs show. A list of approved judges will be available through the Association upon request.
- B. An individual show producer is to make his own arrangements with a judge. For all shows, it will be required that the show sponsor deliver a request in writing to the Judge Chairman of LHSAs giving the name and information regarding the judge which was chosen to judge that particular show. This request must be signed as accepted by the Judge Chairman and made a part of the Association's permanent records.
- C. The Association recognizes the decision of the Judge to be final in all Judged Events and the Rules Chairman's decision is final in all Timed Events.

## **POINT SYSTEM**

- A. Points will be kept on all members in good standing with the Association. At each show, an Overall High- Point award and an Overall Reserve High-Point award will be given in each age group. The Association will award points on the first five places only. The show management may give as many places as they see fit but must have the Judge pick as many as five places for the Association's records in the events they choose to use a lesser number.
- B. Points will be rewarded as follows (regardless of the number of entrants in a class):
  - 1. 1st Place - 5 points
  - 2. 2nd Place - 4 points
  - 3. 3rd Place - 3 points
  - 4. 4th Place - 2 points
  - 5. 5th Place - 1 point
- C. For ties, refer to General Contest Rules section H.



## GENERAL CONTEST RULES

- A. The LHSA reserves the right not to accept any member's points in any show or event where no reasonable attempt has been made to follow the rules and regulations for that event or show.
- B. Both horse and rider are limited to one appearance in each event.
- C. Record sheets of individual points will be maintained by the Association Awards Chairperson.
- D. Coggins test on all horses must be made available upon request.
- E. Once a show begins, all points for completed classes will become official. If a show must be interrupted after it has started, the subsequent show will be double pointed with double entry fees from the event in progress at the point of interruption. Any decision to suspend a show will be made by a majority of the Board of Directors present.
- F. If a show is rained out before it has had a chance to start, the following show will be double pointed at the discretion of the Board.
- G. An individual may choose to ride double point or single point in any show that is double pointed. An individual may choose to double point Performance Classes and/or Timed Event Classes. Class means all events in either Performance or Timed Events they enter.
- H. Ties shall be decided as follows:
  - 1. In case of a tie in an individual event, the points for the appropriate number of places will be split equally among the riders. In the case of trophies or other awards, the prize shall be determined by flipping a coin.
  - 2. Ties for high point in an age group shall be broken in the following order. This applies to both individual show awards as well as year-end awards:

- a. Highest number of first place awards
  - b. Highest number of second place awards
  - c. Highest number of third place awards
  - d. Highest number of fourth place awards
  - e. Highest number of fifth place awards
- I. No contestant may enter any event out of his age group.
- J. No re-rides will be allowed because of faulty equipment of the rider.
- K. Western gear is optional with the exception of the saddle, which shall be a western type of stock saddle in all events, except in Hunter Under Saddle and Hunt Seat Equitation where an English type of saddle is accepted. No bareback riding will be approved events. Clothing will be worn in a neat and orderly manner. (See Equipment and Attire.)
- L. Halter and Performance contestants must wear their assigned number properly and in plain view. Numbers must be displayed on contestant's back.
- M. In all events, the gate will be closed once the contestant enters the arena and begins his performance. The gate will remain closed until the completion of the rider's performance and the horse is under control. No horse shall run from a cattle chute.
- N. No youth member (18 years or younger) will be allowed to exhibit a stallion in any event.
- O. Once the contestant sheet is brought to the announcer, no more entries will be accepted. The sheet will be brought to the announcer prior to its class.
- P. Once a contestant has entered an event he will be held liable for that entry fee, unless he or his horse is sick or injured. **ENTRY FEES ARE NOT TRANSFERRABLE!!**
- Q. **NO TABS** will be allowed. **ALL** entry fees must be paid at the time of entry. All entries for which checks are returned marked NSF, will result in loss of points for that show and ineligibility for that member

to participate in any LHSA approved show until said tab has been paid.

- R. Any questionable rule or any situation not specifically covered by LHSA's rule book will be covered by the current AQHA rule book. In situations which are not covered by either the AQHA or LHSA rule book, the outcome will be decided by the vote of the majority of the Board of Directors of LHSA which are present.
- S. An individual may ride only one horse per pointed class. Each horse may only be ridden once in any age group or Novice class.
- T. Exhibition rides will be made prior to the beginning to the class, limited to 1 minute per ride for a \$5.00 fee. If exhibition ride exceeds the 1 minute allowed, a fee of \$5 per minute will be incurred.
- U. Unsportsmanlike conduct will not be tolerated. Please help us try to make all shows fun for everyone.
- V. Western or English boots (in English classes) are required in all events.
- W. All Halter classes and other events will be held inside the arena regardless of arena conditions. This is a safety issue, no exceptions.
- X. There is a "3 Minute Call Time" rule. You have three minutes from the time your number (judged) or name (timed) is called to begin your event. For Judged events "beginning the event" means entering the arena. For Timed classes "beginning the event" is when you cross the timer to start your run. Time will be kept in the announcer's booth by the scorekeeper. Failure to start the event within three minutes will result in disqualification of the rider. Exceptions allowed (within reason) ONLY for tack changes when you have more than one rider on the same horse that are entered in back-to-back age groups.
- Y. Riding double in any class or in the arena is strictly prohibited.
- Z. The board reserves the right to examine participation in all classes and bring up any class that falls into a low participation category for review by the general membership.

# HALTER

## RULES AND REGULATIONS APPLICABLE TO HALTER CLASSES.

- A. Halter contestants must wear their assigned number properly and in plain view. Number must be displayed on contestant's back.
- B. The owners and the exhibitor of the horse must be a member of the Association before points earned in Halter classes will count. Points will be awarded only on the horse.
- C. Halter buckles are awarded to the winner in each halter class. Must participate in the same Halter class for a minimum of seven shows during the season and turn in a copy of the horse's Registration Papers to be eligible for a Halter buckle.
- D. All Halter Classes will be held inside the arena regardless of arena conditions. This is a safety issue, no exceptions. Rubber boots will be allowed when arena is muddy.
  - 1. Halter Classes consist of two age groups: 2 & Under and 3 & Over for the following: 1.) Stallions; 2.) Mares; 3.) Geldings
- E. Youth Halter Classes will be open for everyone 18 years old or younger. The horse must be owned by the youth or an immediate family member (mother, father, sister, brother, grandparent). Youth Halter Classes will consist of two groups:
  - 1.) Youth Mares (all age horses)
  - 2.) Youth Geldings (all age horses)
- F. Weanling classes start with the first show scheduled in July of each year. There is a Weanling Filly and a Weanling Stallion class. Buckles are awarded for the winner of each weanling class.
- G. \*TRIAL CLASS\* Mini Halter Classes will be open for all ages (Youth & Adult), and all age & sex miniature horses. Youth (18 years old or younger) will not be allowed to exhibit a stallion. The owners and exhibitor of the miniature horse must be a member of the

Association before points earned in Halter classes will count. Points will be awarded only on the horse.

- H. Members will be awarded a 50-point belt buckle for every 50 LHSA Halter points accumulated by the member's horse. Weanling and Youth Halter points do not count toward a 50-point buckle. Points must be earned in consecutive seasons and the horse must be owned by the same person originally owning it at the time the points started.

## **JUDGED EVENTS**

### **RULES AND REGULATIONS APPLICABLE TO JUDGED EVENTS.**

- A. Contestant is required to wear an exhibitor number for all Judged Events; number is to be displayed on contestant's back.
- B. In Judged Events, the gate will be closed once the contestant enters the arena and performance begins. The gate will remain closed until the completion of the rider's performance and the horse is under control.
- C. Pee Wees will not show or ride a stallion in any Judged Event when more than one person is in the arena. Peanuts will not show or ride a stallion in any event.
- D. In any Judged Event, the Judge has the right to excuse or bring to the center of the arena any contestant that does not have control of his horse or that is deliberately harassing other contestants.

## **SHOWMANSHIP AT HALTER**

- A. Only showman is to be judged. The horse is merely a prop to show the ability of the showman.
- B. Showmanship at Halter shall be a separate class from all other Halter classes. This Performance class shall be judged strictly on the contestant's ability to fit and show in a Halter class.

## **APPEARANCE OF THE HORSE**

### **A. Condition**

1. The condition and conformation of the horse is also considered. The horse should not appear sullen, dull, lethargic, emaciated, drawn or overly tired.

### **B. Grooming**

1. Hair cut clean; well brushed.
2. Mane and tail clean and free from tangles.
3. Hooves trimmed properly. If shod, shoes must fit properly, and clinches should be neat.

### **C. Trimming**

1. Horse's mane may be roached, but foretop and tuft over withers must be left.
2. Inside of ears may be clipped.
3. Long hair on jaw, legs, and pasterns should be clipped.

### **D. Tack**

1. Tack should be neat, clean, and in good repair.

## **APPEARANCE OF EXHIBITOR**

A. Clothes and person - neat and clean.

B. Suitable western or English clothes (All exhibitors **MUST** show in a halter).

## **SHOWING HORSE IN RING**

A. Leading

1. Enter ring leading horse at an alert walk in a counterclockwise direction unless otherwise directed by Judge. Walk on horse's left side, holding lead shank in right hand near halter. The remaining portion of lead is held neatly and safely in left hand. A tightly coiled or rolled lead shank will be considered a fault in Showmanship. Horse should lead readily at a walk or trot.
2. After the judge has lined up the class, he will ask each exhibitor to move his horse individually. Be sure that the judge gets a clear, unobstructed view of the horse's action. Allow the horse sufficient lead so that he can move freely. Lead the horse from his left side the required distance, stop and turn to the right around the horse.

## B. Posing

1. When posing your horse, stand toward the front facing the horse, but not directly in front of the horse, and always in a position where you can keep your eye on the judge.
2. Pose horses with their feet squarely under them. Never kick horse's leg into position.
3. Do not crowd the exhibitor next to you when in a side position. Do not crowd the exhibitor in front when lined up tail to tail.
4. When judge is observing other animals, let your horse stand if posed reasonably well and be natural. Overshadowing, undue fussing, and maneuvering are objectionable.

## C. Poise, Alertness, and Merits

1. Keep alert and be aware of the position of the judge at all times.
2. Don't be distracted by persons or things outside the ring.
3. Respond quickly to request from the judge and officials.
4. Be courteous and sportsmanlike at all times.
5. Recognize quickly and correct faults of your horse.
6. Show animal at all times, not yourself and keep showing until the entire class has been placed and excused from the ring.

## TRAIL

The Trail class will be judged on the performance of the horse over the obstacles with emphasis on manners, response to the rider, and attitude.

Credit will be given to those horses negotiating the obstacles with style and with some degree of speed, providing carefulness is not sacrificed. Credit will be given to horses showing capability of picking their own way through course when obstacles warrant it, and willingly responding to rider's cues on more difficult obstacles.

Horses must not be required to work on the rail. The course must be designed, however, to require each horse to show the three gaits (walk, trot, lope) somewhere between obstacles as a part of its work. A maximum of six obstacles will be used. The course to be used must be posted at least one hour before scheduled time of the class. Failure to follow course shall cause disqualification. Failure to complete obstacle shall not be a disqualification but is to be severely penalized.

### Unacceptable obstacles are:

- |                |  |
|----------------|--|
| a. Tires       | f. Jumps   |
| b. Animals     | g. Rocking or moving bridges                                     |
| c. Hides       | h. Water box with floating or moving parts.                      |
| d. PVC pipe    | i. Flames, dry ice, fire extinguisher, etc.                      |
| e. Dismounting | j. Logs or poles elevated in a manner that permits such to roll. |
| f. Jumps       |  |

The judge has the right and duty to alter the course in any manner or remove any obstacle he deems unsafe. All courses and obstacles are to be constructed with safety in mind so as to eliminate any accidents.

While horse is in motion, rider's hands shall be clear of the horse and saddle. Spurs or romal shall not be used forward of the cinch.

The judge will not be required to announce each contestant's score after completion of the pattern. Exhibitors are allowed to show trail in English attire.



## WALK-TROT

This class will be judged on the performance and conformation of the horse at the discretion of the judge. Horses are to be shown at a walk and a jog on a reasonably loose rein without undue restraint. Horses must work both ways of the ring at both gaits. Horses are required to back easily and stand quietly.

Judge may ask for additional work of the same nature from the horse. He is not to ask for work other than that listed above.

Rider shall not be required to dismount except in the event the judge wishes to check the equipment.

A good pleasure horse has a stride of reasonable length in keeping with his conformation. He has enough cushions to his pastern to give the rider a pleasant, smooth ride. He carries his head in a natural position, not high and over flexed at the pole or low with nose out. The horse should respond to the rider's commands without excessive cuing. When asked to extend the jog, he moves out with the same smooth way of going. Reins shall be held in one hand during the performance. Hand to be around reins. One finger between reins is permitted.

Faults, to be scored accordingly, but not necessarily cause for disqualification:

- a. Changing hands on the reins.
- b. Two hands on the reins.
- c. More than one finger between reins.
- d. Excessive speed (any gait).
- e. Excessive slowness (any gait).
- f. Breaking gait.
- g. Failure to take the called for gait when announced.
- h. Touching horse or saddle with free hand.
- i. Head carried too low or too high.
- j. Nosing out or flexing behind the vertical.
- k. Opening mouth excessively.
- l. Stumbling or falling.
- m. Use of spurs or romal forward of the cinch.

## WESTERN PLEASURE

This class will be judged on the performance and conformation of the horse at the discretion of the judge. Entries will be penalized for excessive speed or being on wrong leads.

Horses are to be shown at a walk, jog, and lope on a reasonably loose rein without undue restraint. Horses must work both ways of the ring at all three gaits to demonstrate their ability with different leads. Horses shall not be asked to extend the lope, but at the discretion of the judge, they may be asked to extend the jog. Horses are required to back easily and stand quietly.

Judge may ask for additional work of the same nature from the horse. He is not to ask for work other than that listed above. Rider shall not be required to dismount except in the event the judge wishes to check the equipment.

A good pleasure horse has a stride of reasonable length in keeping with his conformation. He has enough cushions to his pastern to give the rider a pleasant, smooth ride. He carries his head in a natural position, not high and over flexed at the pole or low with nose out. The horse should respond to the rider's commands without excessive cuing. When asked to extend the jog, he moves out with the same smooth way of going. Reins shall be held in one hand during the performance. Hand to be around reins. One finger between reins is permitted.

Faults, to be scored accordingly, but not necessarily cause for disqualification:

- a. Changing hands on the reins.
- b. Two hands on the reins.
- c. More than one finger between reins.
- d. Being in wrong lead.
- e. Excessive speed (any gait).
- f. Excessive slowness (any gait).
- g. Breaking gait.
- h. Failure to take the called for gait when announced.
- i. Touching horse or saddle with free hand.
- j. Head carried too low or too high.
- k. Nosing out or flexing behind the vertical.
- l. Opening mouth excessively.
- m. Stumbling or falling.
- n. Use of spurs or romal forward of the cinch.

## **HORSEMANSHIP**

Riders will be judged on seat, hands, ability, and control of horse. Results as shown by performance of the horse are NOT to be considered more important than the method used by the rider in obtaining them. Consideration shall be given as to the size of the rider.

Rider should sit in saddle with legs hanging straight and slightly forward to stirrups. The stirrup should be lower than toes. Body should always appear comfortable, relaxed, and flexible. Feet may be placed home in the stirrup with boot heel touching the stirrup or may be placed less deep in the stirrup. Riding with only toes in stirrups will be penalized.

Both hands and arms shall be held in a relaxed easy manner with the shoulders back and down and the upper arms to be in a straight line with body, the one holding the reins bent at elbow forming a straight line from the elbow to the horse's mouth.

If the rider chooses to use a romal, the rider's off hand shall be around the romal with at least 16 inches of slack. Some movement of the arm is permissible, but excessive pumping will be penalized. Hands should be around the reins at all times. One finger between the reins is permitted when using split reins but not with romal.

Reins are to be carried immediately above or slightly in front of the saddle horn. Only one hand is to be used for reining and hands shall not be changed. Reins should be carried so as to have light contact with the horse's mouth; and, at no time shall reins be carried more than a slight hand movement from the horse's mouth.

Rider should sit to trot and not post. At the lope he should be close to the saddle. All movements of horse should be governed by the use of subtle aids. Exaggerated shifting of the rider's weight is not desirable. Moving of the lower legs of riders who are short shall not be penalized.

Clothing must be clean, workman-like, and neat. The saddle must fit the rider. It may be slick or swelled fork, having a high or low cantle, but must definitely be sized to the rider.

It is mandatory that the judge post the pattern he will ask for at least one hour before the commencing of the class. Failure to complete the pattern will not be a disqualification but shall be scored accordingly.

The judge will ask each rider to work individually. These individual works will be any of the maneuvers the judge feels are necessary to determine the horsemanship ability of the rider. The judge may require the riders to work on the rail following the completion of all pattern work, but rail work is not required.

The Horsemanship class is to determine the riding ability of the rider. The judge will bear this in mind at all times. Peanut and Pee Wee riders will not be required to mount or dismount.

## **RANCH PLEASURE**

The purpose of the ranch horse pleasure class is to measure the ability of the horse to be a pleasure to ride while being used as a means of conveyance from performing one ranch task to another. The horse should reflect the versatility, attitude and movement of a working ranch horse riding outside the confines of an arena. The horse should be well-trained, relaxed, quiet, soft and cadenced at all gaits. The ideal ranch horse will travel with forward movement and demonstrate an obvious lengthening of stride at extended gaits. The horse can be ridden with light contact or on a relatively loose rein without requiring undue restraint, but not shown on a full drape of reins. The overall manners and responsiveness of the ranch pleasure horse to make timely transitions in a smooth and correct manner, as well as the quality of the movement are of primary considerations. The ideal Ranch pleasure horse should have a natural head carriage at each gait.

- A. Horses shall be shown individually. The pattern may be started either to the right or left direction. Markers shall be set up to designate gait changes.
- B. The course shall be set up to make approximately one pass of the arena in each direction. Markers shall be set up to designate gait changes.

- C. When establishing the course, the following distances are suggested. Patterns may begin in either direction.
  
- D. Optional pattern may be used if all elements of the class are fulfilled as follows:- Horses will be shown individually at three gaits; walk, trot, and lope, in each direction of the arena, an extended trot and extended lope at least one direction of the ring- Horses will also be asked to reverse, stop and back.

## **RANCH PLEASURE PATTERNS**

### **RANCH PLEASURE PATTERN I**

Extended Walk- 75 feet • Trot- 120 feet • Extended Trot- 240 feet • Lope- 150 feet • Stop; reverse (either direction) • Walk- 30 feet • Lope- 150 feet • Extended Lope- 200 feet • Trot- 90 feet • Stop and Back.

### **RANCH PLEASURE PATTERN II**

Ordinary Walk- 30 feet • Lope – 150 feet • Extended Lope – 200 feet • Trot – 120 feet • Stop and Reverse • Extended Walk – 75 feet • Trot – 90 feet • Extended Trot – 240 feet Lope – 150 feet • Stop and Back.

### **RANCH PLEASURE PATTERN III**

Ordinary Walk- 30 feet • Lope- 150 feet • Extended Trot- 240 feet • Trot- 120 feet • Stop and Reverse • Trot- 90 feet • Lope- 150 feet • Extended Lope- 200 feet • Extended Walk- 75 feet • Stop and Back.

### **RANCH PLEASURE PATTERN IV**

Trot- 120 feet • Extended Walk- 75 feet • Lope- 150 feet • Extended Trot- 240 feet • Stop and Reverse • Lope- 150 feet • Extended Lope- 200 feet • Ordinary Walk- 30 feet • Trot- 90 feet • Stop and Back.

## **RANCH PLEASURE PATTERN V**

Lope- 150 feet • Extended Lope- 200 feet • Ordinary Walk- 30 feet • Trot- 120 feet • Stop and Reverse • Extended Trot- 240 feet 239 • Trot- 90 feet • Extended Walk- 75 feet • Lope- 150 feet • Stop and Back.

## **RANCH PLEASURE GAITS**

Ordinary Walk – The ranch horse ordinary walk is straight, square, flat-footed, relaxed. The horse moves freely with no anticipation to move to the next gait.

Extended Walk – The ranch horse extended walk is straight, square, and flat-footed, relaxed, and moves out freely with the horse looking ahead. The extended walk shows more length of stride than the ordinary walk.

Trot – The ranch horse trot is a square two-beat diagonal trot and is steady, soft, and slow enough for riding long distances. The rider is seated at this gait.

Extended Trot – The ranch horse extended trot shows lengthening of stride from the regular trot with the same cadence that will cause an increase in speed. This gait is level, flat, and steady with the appearance that the horse would hold this gait for long distances. The rider may be seated, posting, or standing.

Lope – The ranch horse lope is a 3-beat gait that is cadenced, straight and steady and is comfortable to ride over long distances.

Extended Lope – The ranch horse extended lope shows lengthening of stride from the regular lope with the same cadence that will cause an increase in speed. The horse holds the steady gait and increased speed while being under control.

Stop – From both the lope and the trot, the horse should be in the correct stopping position (i.e., both hocks engaged and stopping on the hindquarters). All four feet stop moving before the next maneuver is attempted.

Reverse – The horse turns briskly and flat with front feet on the ground and holding an inside rear pivot foot. The reverse may be performed in either direction.

## **RANCH PLEASURE CREDITS AND PENALTIES**

Part of the evaluation of this class is on smoothness of transitions. A horse may be collected from the extended trot as the horse moves into the lope. The transition from the extended lope down to the trot is a transition to the seated trot not the extended trot. Therefore, an extra cue to achieve this gait is expected. Horses that complete this total transition within three strides calmly and obediently should be rewarded.

Horses that attempt to stop or do stop prior to trotting will be penalized. Judges expect to see horses that have been trained to respond to cues. To see these cues applied discretely and the horse responding correctly could be a credit-earning situation.

Penalties will be assessed as follows:

1. Point: Over-bridled (per maneuver), out of frame (per maneuver), too slow, break of gait at walk or trot for two (2) strides or less.
2. 3 Point: Wrong lead or out of lead, draped reins, break of gait at lope, break of gait at walk or trot for more than two (2) strides.
3. 5 Point: Spurring in front of cinch, blatant disobedience, use of either hand to instill fear/praise.
4. Off-Pattern (OP): Breaking pattern, repeated disobedience. Use of two hands (except in snaffle bit or hackamore), More than one finger between split reins or any fingers between romal reins (except two rein); Cannot place above others who complete pattern correctly.
5. Disqualification (DQ): Lameness, abuse, illegal equipment, disrespect or misconduct, leaving working area before pattern is complete; improper western attire. Fall of horse/ rider (run ends; scores will be given for work done but the horse/rider team will be disqualified and will not be placed), Disqualified entries are

counted as an entry in the class but cannot receive points or credits for that class.

Posting or standing at the extended trot is acceptable. Holding the saddle horn with either hand will not be penalized in any class.

## **RANCH RIDING**

The purpose of the ranch riding class is to measure the ability of the horse to be a pleasure to ride while being used as a means of conveyance from performing one ranch task to another.

The horse should reflect the versatility, attitude and movement of a working ranch horse riding outside the confines of an arena. The horse should be well-trained, relaxed, quiet, soft and cadenced at all gaits. The ideal ranch horse will travel with forward movement and demonstrate an obvious lengthening of stride at extended gaits. The horse can be ridden with light contact or on a relatively loose rein without requiring undue restraint, but not shown on a full drape of reins.

The overall manners and responsiveness of the ranch riding horse to make timely transitions in a smooth and correct manner, as well as the quality of the movement are of primary considerations. The ideal ranch riding horse should have a natural ranch horse appearance from head to tail in each maneuver.

## **RANCH CLASS REQUIREMENTS**

- A. Each horse will work individually, performing both required and optional maneuvers, and scored on the basis of 0 to 100, with 70 denoting an average performance.
- B. The required maneuvers will include the walk, trot, and lope both directions; the extended trot and extended lope at least one direction; as well as stops, and back.
- C. Three optional maneuvers may include a side pass, turns of 360 or more, change of lead (simple or flying), walk, trot or lope over a pole(s); or some reasonable combination of maneuvers that would be reasonable for a ranch horse to perform.
- D. The maneuvers may be arranged in various combinations with final approval by the judge.



- E. The overall cadence and performance of the gaits should have an emphasis on forward movement, free- flowing, and ground covering for all gaits. Transitions should be performed where designated, with smoothness and responsiveness. There is no time limit.
- F. One of the suggested five patterns may be used, however a judge may utilize a different pattern as long as all required maneuvers and the three (or more) optional maneuvers are included.

## **RANCH RIDING APPAREL AND EQUIPMENT**

- A. No hoof polish.
- B. No braided or banded manes and no artificial hair extensions.
- C. Trimming inside ears is discouraged. Trimming bridle path is allowed, also trimming of fetlocks or excessive (long) facial hair.
- D. Equipment with silver should not count over a good working outfit. Silver on bridles and saddles is discouraged.
- E. It is suggested that competitors use a breast collar and rear cinch.
- F. Horses, of all ages, may be shown in a snaffle, bosal, or curb bit. When a bit is used, the mouthpiece must be at least 5/16" and not more than 3/4" in diameter measured one inch from cheek and must be smooth. Nothing may protrude below the mouthpiece such as extensions or prongs. A standard western curb bit must not be longer than 8 1/2 inches measured on the outside length from the top bridle attachment to the rein attachment. The port must not be higher than 3 1/2 inches with rollers and covers acceptable. Broken mouthpieces, halfbreeds and spades are standard. Split reins shall be used with all bits except that a romal is acceptable with a curb bit. Closed reins are not allowed except as standard romal reins or standard mecate reins which include a tie rope with snaffle bit or bosal.
- G. Split reins shall be used with all bits except that a romal is acceptable with a curb bit. Closed reins are not allowed except as standard romal reins or standard mecate reins which include a tie rope with snaffle bit or bosal.

- H. Curb straps are required for curb bits and the curb chains or straps must be at least ½ inch in width and must lie flat against the horse's chin. No wire curbs are permitted, regardless of the amount of padding or tape.
- I. Absolutely no iron will be permitted under the jaws. Prohibited equipment includes tie downs, cavessons, gag bits, mechanical hackamores and running martingales.

## **RANCH RIDING PENALTIES**

A contestant shall be penalized each time the following occur:

**One (1) point penalty:** Too slow/per gait; Over-Bridled; Out of Frame; Break of gait at walk or jog for 2 strides or less

**Three (3) point penalties:** Break of gait at walk or trot for more than 2 strides; Break of gait at lope; Wrong lead or out of lead; Draped reins; Severe disturbance of any obstacle; Out of lead or cross cantering more than two strides when changing leads, trotting more than three strides when making a simple lead change.

**Five (5) point penalties:** Blatant disobedience (kick, bite, buck, rear, etc.); Each refusal

**Placed below horses performing all maneuvers:** Eliminates maneuver; Incomplete maneuver; Breaking pattern.

**Zero (0) score:** Illegal equipment (including hoof black, braided or banded manes or tail extensions); Willful abuse; Major disobedience or schooling; Lameness.

## HUNTER UNDER SADDLE

- A. Horses are to be shown at a walk, trot and canter both ways of the ring. Horses are required to back, but the judge may require, at his or her discretion, the backing of only the finalists in the class. Emphasis shall be placed on actual suitability to purpose.
- B. Horses are to be reversed to the inside (away from the rail). They may be required to reverse at the walk or trot at the discretion of the judge but shall not be asked to reverse the canter.
- C. Horses are to back easily and stand quietly. Horses must be brought to a flat-footed walk before changing gaits. Light contact with horse's mouth is recommended. At the option of the judge, the top horses may be required to gallop collectively one way of the ring but never more than 10 at one time. At the hand gallop, the judge may ask the group to "halt" and stand quietly on a free rein (loosened rein).
- D. Walk: True and flat-footed for pleasure classes.
- E. Trot: Brisk, smart, cadenced and balanced without loss of form. Smoothness more essential than extreme speed. Extreme speed shall be penalized.
- F. Canter: Smooth, collected and straight on both leads with the ability to push on if so required in a hand gallop.
- G. Hand Gallop: The hand gallop should be a brisk gallop with horses under control, after which horses will pull up (not a sliding stop) and stand quietly on the rail for a few moments, before being asked to line up for final inspection.

## HUNT SEAT EQUITATION

Class Routine: The judge will ask each rider to work individually. These individual works will be any of the maneuvers that the judge feels are necessary to determine the equitation ability of the rider.

- A. Individual work may be comprised of any of the following:

1. Back.
  2. Gallop and pull up.
  3. Figure eight at trot, demonstrating change of diagonals. At left diagonal, rider should be sitting the saddle when left front leg is on the ground; at right diagonal, rider should be sitting the saddle when right front leg is on the ground; when circling clockwise at the trot, rider should be on left diagonal; when circling counterclockwise, rider should be on right diagonal.
  4. Figure eight at canter on correct lead, demonstrating simple change of lead. (This is a change whereby the horse is brought back into a walk or trot and restarted into a canter on the opposite lead.) Figures to be commenced in center of two circles so that one change of lead is shown.
  5. Ride without stirrups.
  6. Dismount and mount.
  7. Figure eight at canter on correct lead, demonstrating flying change of lead.
  8. Change lead down center of ring, demonstrating simple change of lead.
  9. Execute serpentine at trot and/or canter on correct lead, demonstrating simple or flying changes of lead. A series of left and right half circles off center of imaginary line where correct diagonal or lead change must be shown.
  10. Canter on the counter lead.
  11. Half turn on forehand and/or a half turn on the haunches.
- B. The judge must post the pattern he will ask for at least one hour prior to the commencing of the class.
- C. Judging of the individual work will begin at the indication of the judge.

- D. Failure to complete the pattern will not be a disqualification but shall be scored accordingly.
- E. The judge will use these individual works to determine the top riders, which he will call back for rail work.
- F. Those selected riders will be required to work on the rail at the discretion of the judge.
- G. The Equitation class is to determine the riding ability of the rider and the judge will bear this in mind at all times.
- H. **Mounting and Dismounting:** To mount, take up reins in left hand and place hand on withers. Grasp stirrup leather with right hand and insert left foot in stirrup and mount. To dismount, rider may either step down or slide down. The size of the rider must be taken into consideration.
- I. **Hands:** Hands should be over and in front of the horse's withers, knuckles thirty degrees inside the vertical, hands slightly apart and making a straight line from horse's mouth to rider's elbow. Method of holding reins is optional and bight of reins may fall on either side. However, all reins must be picked up at the same time.
- J. **Basic Position:** The eyes should be up and shoulders back. Toes should be at an angle best suited to rider's conformation, ankles flexed in, heels down, calf of leg in contact with horse and slightly behind girth. Iron maybe either on toe, ball or "home."
- K. **Position in Motion:** At the walk and slow trot, body should be vertical; posting trot, inclined forward; center, halfway between the posting trot and the walk; galloping and jumping, same inclination as the posting trot.

## TIMED EVENTS

### RULES AND REGULATIONS APPLICABLE TO TIMED EVENTS

- A. Contestant is not required to wear an exhibitor's number for Timed events.
- B. Contestant is not required to wear hat or long-sleeve shirt. No spaghetti strap and/or strapless shirts are allowed in timed events.
- C. Western boots are required in all events.
- D. Touching an obstacle with your hands or any part of your body is not grounds for disqualification.
- E. As in all events, unsportsmanlike conduct will not be tolerated. Please help us try to make all shows fun for everyone.
- F. In all Timed events, a pattern will be considered exact as long as the basic pattern in the rule book is completed with no extra circles or loops. An extra loop occurs if a competitor turns such that he/she crosses his/her path when this is not called by the pattern.
- G. In the Peanut classes, if a horse and rider are accompanied by another individual through any part of the pattern, that rider will have 30 seconds added to their time.
- H. An electric timer will be used. If a backup stopwatch is to be used, it must be for every age group in that event. This will be decided prior to the first age group (peanuts) starting that event. If an event is started without a backup stopwatch, it must be completed without a backup stopwatch. Times from the backup stopwatch will be used only after the board has determined that the timer has failed. Once the board has

confirmed that the electronic timer has failed, the contestant will notify the timekeeper if they want their stopwatch time or choose a re-run before the time is announced.

- I. Contestant must qualify on first run in order to receive points. In the event of a timer malfunction, the rider will be given one re-ride.
- J. In Timed events, each contestant may enter the arena at full speed to start the event. The gate will be closed until the rider has completed the performance and has complete control of his horse; the gate may then be reopened.
- K. Exhibition runs will be held prior to the class, limited to two (2) runs per horse, 1 minute per ride for a \$4.00 fee. A \$4.00 fee will be charged for every 1 minute exceeding the allowed time.

## **QUADRANGLE STAKE RACE**

Contestant is permitted a running start. Time begins when the horse's nose crosses the center line (between center cones).

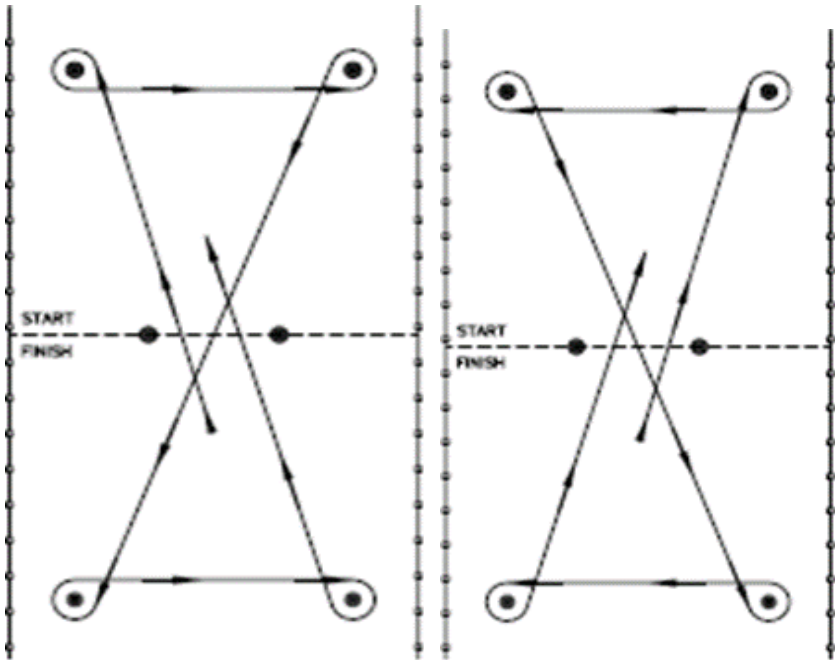
Contestant goes to the left pole, makes a left turn, goes straight across the arena to the next pole and makes another left turn. Horse and rider then passes back between the cones going to the pole to his right, makes a right turn, goes straight across the arena to the next pole and makes another right turn. Horse and rider then goes back through the center cones where time stops.

Pattern may be started with either left or right turns, but contestant must make two consecutive left (or right) turns, go through the center cones to the other end and make two consecutive right (or left) turns and go back through the center cones.

Contestant shall be penalized five (5) seconds for each pole which is knocked down. Failure to follow the exact course will result in disqualification.

The start-finish cones will be 24 feet apart. Knocking down a start-finish cone will result in disqualification. The end poles shall be 54 feet from the start-finish cones and a minimum of 12 feet from the fence.

### QUADRANGLE STAKE RACE PATTERN



### FIGURE EIGHT STAKE RACE

Contestant is permitted a running start. Time begins when the horse's nose crosses the starting line (between center cones).



The first pole may be ridden either to the right or the left as long as the other pole is ridden to the opposite direction.

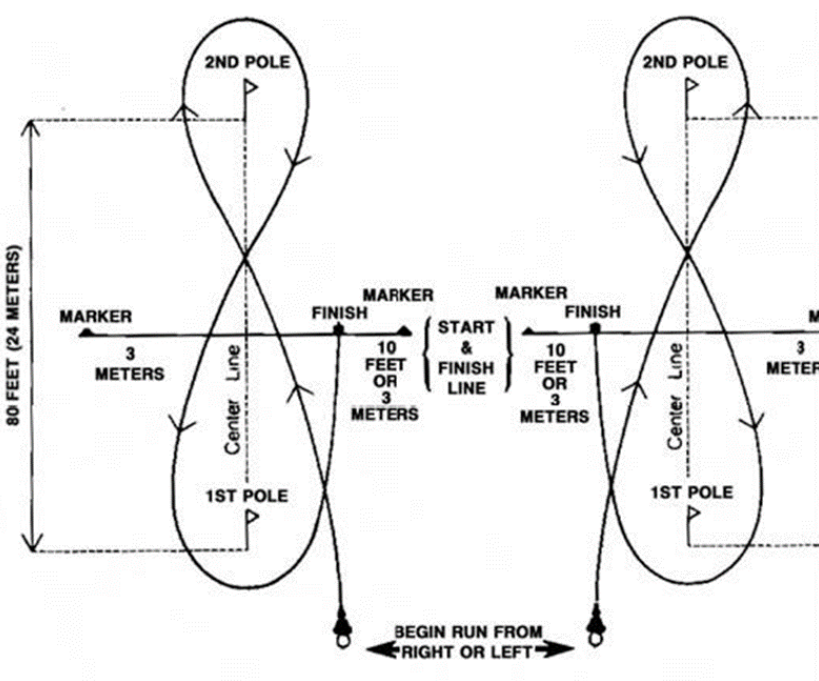
Start by crossing the center line between the cones, turn around the second pole, cross over the center line again between the cones, then around the first pole and run back across the finish line.

Poles are set 80 feet apart. Center cones are set 20 feet apart.

Contestant shall be penalized five (5) seconds for each pole which is knocked down. Knocking down either of the start-finish cones will result in disqualification.

Not following the exact course shall be a disqualification.

### FIGURE EIGHT STAKE RACE PATTERN



# POLE BENDING

Six poles shall be used. The first pole shall be 21 feet from the start line. Each successive pole shall be 21 feet from the previous pole. The end pole shall be at least 30 feet from the end of the arena.

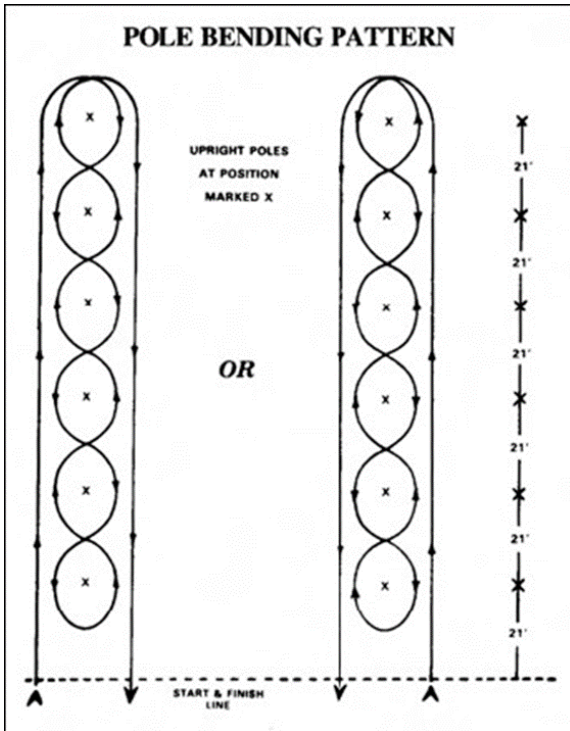
The contestant is allowed a running start. Timing shall begin as soon as the horse's nose crosses the starting line and shall be stopped when the horse's nose crosses the finish line.

Contestant shall be penalized five (5) seconds for each pole which is knocked down.

Failure to follow the exact course shall result in disqualification.

Crossing the starting line before completing the pattern shall cause disqualification.

## POLE BENDING PATTERN



## **BARREL RACING**

The cloverleaf pattern shall be used. Barrel one and two shall be 21 feet from the timer line and at least 12 feet from the fence. The third barrel must be at least 20 feet from the fence. The timer line must be set up in a manner to allow sufficient room for the horse to stop after crossing the start/finish line.

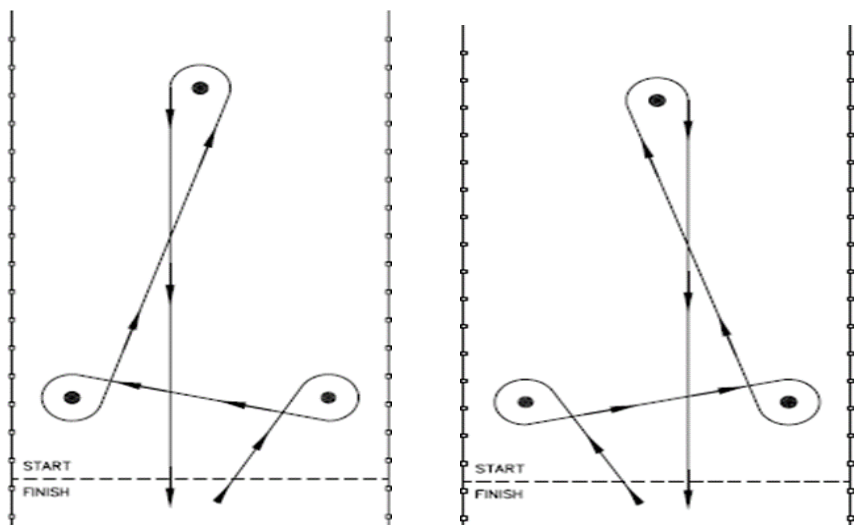
The contestant is allowed a running start. Timing shall begin as soon as the horse's nose crosses the timer line and shall be stopped when the horse's nose crosses the timer line upon completion of the correct pattern.

The contestant will run to barrel #1, pass to the left of it, and complete an approximate 360-degree turn around it; then go to barrel #2, pass to the right of it, and complete slightly more than a 360-degree turn around it; then go to barrel #3, pass to the right of it, and do another approximate 360-degree turn around it; then sprint to the finish line, passing between barrels #1 and #2. Pattern may also be run to the left.

For each barrel knocked over there will be a five (5) second penalty. Failure to follow the exact course shall result in disqualification.

Crossing the starting line before completing the pattern shall result in disqualification.

## BARREL RACING PATTERN



## STRAIGHT-AWAY BARREL RACE

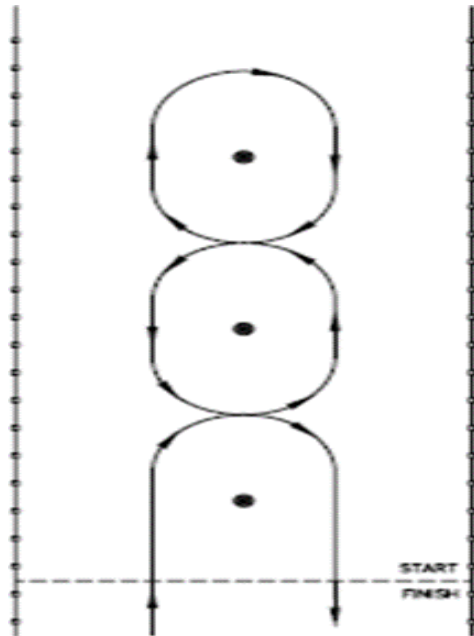
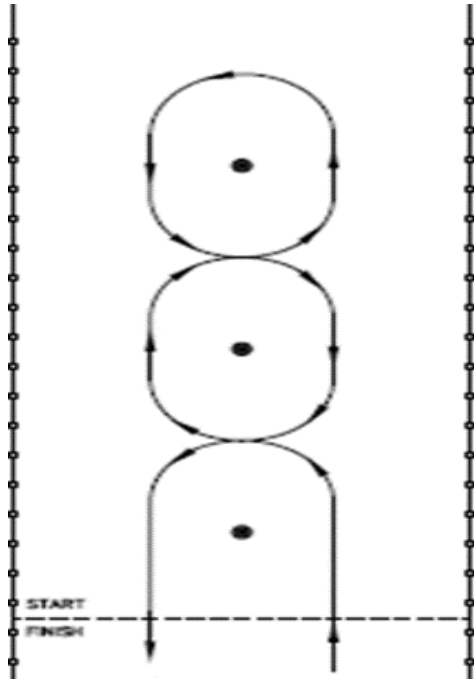
Contestant is permitted a running start. Time begins when the horse's nose crosses the starting line and stops when the horse's nose crosses the finish line.

The first barrel may be ridden either to the right or the left. If the first barrel is to the left, the rider must go right to the middle barrel, then left and around the end barrel, then right to the middle barrel and left on the starting barrel. A figure eight must be completed.

Barrels are set approximately 15 yards apart in a straight line. The first barrel shall be 21 feet from the timer line.

Contestant shall be penalized five (5) seconds for each barrel which is knocked down. Failure to follow exact course shall result in disqualification.

# STRAIGHT-AWAY BARREL RACE PATTERN



## ARENA RACE

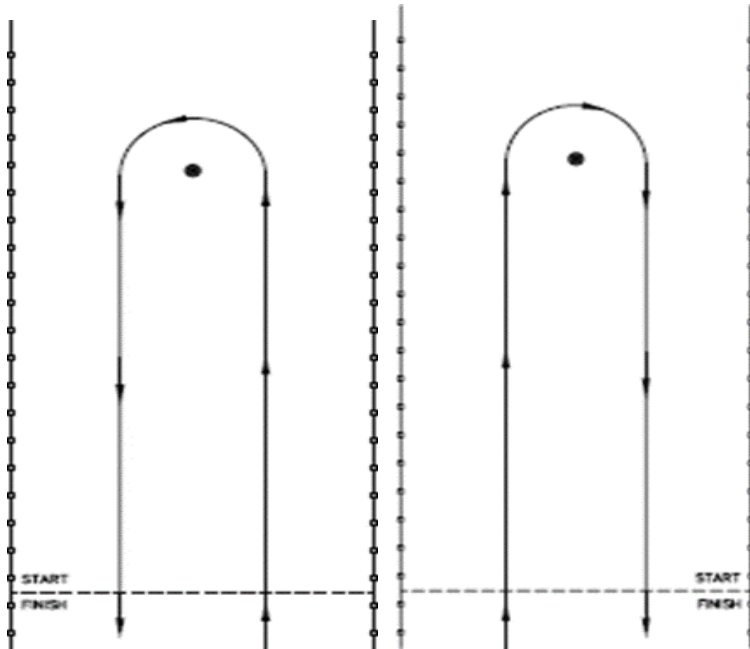
Contestant is permitted a running start. One (1) barrel will be placed approximately 150 feet from the starting line.

The horse will race around the barrel and back to the finish line.

The barrel may be turned either to the right or the left.

Knocking over the barrel is not a disqualification but will result in a five (5) second penalty.

## ARENA RACE PATTERN



## **SHOW AWARDS**

Show awards are given out at each show. Ribbons are awarded to the 1st -5th place finishers in all events including halter.

A High Point Judged Events and a High Point Timed Events award is given at the end of each show for each age group.

Halter, Novice, and Open Classes points are not included in the awards.

## **ANNUAL AWARDS**

These awards are given at the end of the year at the Annual Awards Program. Exhibitors must participate in a minimum of five shows, work a minimum of at least 1 classes of volunteer time per show per riding membership, and submit at least a \$25 sponsor per year. Failure to meet required volunteer time will result in a \$75.00 per riding member fee to be eligible for any Annual Awards. (Work hours can be worked by family members, friends, etc.)

## **BELT BUCKLE AWARDS**

The number of buckles given will be based on the average participation in each division. We will award 50% of the exhibitors, up to a maximum of 5 buckles will be given to each division (Judged Events / Timed Events)

- 1st Place High Point Judged Events Belt Buckle
- 2nd Place High Point Judged Events Belt Buckle
- 3rd Place High Point Judged Events Belt Buckle
- 4th Place High Point Judged Events Belt Buckle
- 5th Place High Point Judged Events Belt Buckle
- 1st Place High Point Timed Events Belt Buckle
- 2nd Place High Point Timed Events Belt Buckle

- 3rd Place High Point Timed Events Belt Buckle
- 4th Place High Point Timed Events Belt Buckle
- 5th Place High Point Timed Events Belt Buckle

## **GIFT CERTIFICATE AWARDS**

Gift Certificates to certain area businesses are awarded to the 1st--5th place finishers in each age group for each event at the end of the year.

The dollar amount of these gift certificates are as follows:

- \$15.00 for 1st Place
- \$12.50 for 2nd Place
- \$10.00 for 3rd Place
- \$7.50 for 4th place
- \$5.00 for 5th Place

## **SADDLE AWARDS**

The number of saddles awarded each year is made possible through donations. A copy of the rules pertaining to winning a saddle can be requested from the association secretary.

## **SPECIAL AWARDS**

**Most Improved Rider** – this award winner is chosen from each age group. This award is voted on by the LHSA Board Members.

**Best Sportsmanship** – this award winner is chosen from each age group. This award is voted on by the LHSA Board Members



All members seven years and younger who participate in a minimum of half the shows will be recognized with a special award at the end of the year awards program.

## **NOVICE AWARDS**

Novice Awards are given at the end of the year for 1st-5th places. Riders must participate in the same Novice class for a minimum of seven shows during the season to be eligible for awards. Novice awards are determined by the Board Members at the end of the season.

## **LIFETIME AWARDS**

Lifetime points accumulate from year to year as long as a member renews their membership each year.

- 50 Points- Belt Buckle
- 350 Points- Vest
- 750 Points- Saddle Pad
- 1000 Points- Nylon Halter
- 1500 Points- Jacket
- 2000 Points- Leather Breast Strap
- 2500 Points- Jacket
- 3000 Points- Saddle (\$600.00 limit)

# LHSA

## Equestrians with Disabilities Competition Special Diagnosis Form

According to the Livingston Horse Show Association (LHSA) rulebook, each participant in the equestrian with disabilities competition must have a medically diagnosed condition attested to by a licensed medical physician. This form must be completed, signed by a licensed medical doctor, and returned to a LHSA board member prior to competing in any LHSA approved Equestrian with Disabilities competition.

### Rider Information

Name \_\_\_\_\_ Age \_\_\_\_\_

Address \_\_\_\_\_

City \_\_\_\_\_ State \_\_\_\_\_ Zip code \_\_\_\_\_

Phone number \_\_\_\_\_

### Medical Statement (to be filled out and signed by a licensed medical doctor)

This applicant has a disability and is medically healthy to participate in equine activities. According to the LHSA rulebook, special adaptable equipment is permitted. Will the applicant need special adaptable equipment? Yes or No

Name of Physician \_\_\_\_\_

Signature of Physician \_\_\_\_\_

Date \_\_\_\_\_

According to the LHSA rulebook, special adaptable equipment is permitted. Will the participant need special adaptable equipment? Yes or No

**Important Note:** LHSA does not assume responsibility for safety of participants. In the case of adult participants, each participant assumes all risks of personal injury or property damage, and releases and discharges LHSA, their board members, and volunteers, from any liability, whenever or however arising, as to personal injury or property damage occurring as a result of participation in these events. If the participant is a minor, the parent or guardian, by allowing participation assumes all risk of personal injury or property damage occurring as a result of the participation does hereby release and discharge LHSA, their board members, and volunteers, from any liability, whenever or however arising, as to personal injury or property damage occurring as a result of participation in these events. Further, as parent or legal guardian, they agree to indemnify and hold harmless Livingston Horse Show Association from such liability to the minor.

Signature of Participant or Parent/legal guardian \_\_\_\_\_

Date \_\_\_\_\_